

# Video Production

## Construction

### Prior Knowledge

**Year 3** - you studied how computers can be connected to share information.

**Year 4**—you learned how computers publish media on websites.

**Year 5**—you learned how to share information and how computer software can aid you with a task



### Key Vocabulary

**Tier 1:** video, record, pause, stop

**Tier 2:** manipulate, evaluate, edit, snip, audio, format, digital, medium

**Tier 3:** conception, completion, publish, evaluate

### My Component Knowledge:

Lesson 1: What is video

Lesson 2: What different filming techniques are there?

Lesson 3: How do you use a storyboard?

Lesson 4: Planning a Video

Lesson 5: Importing and editing video



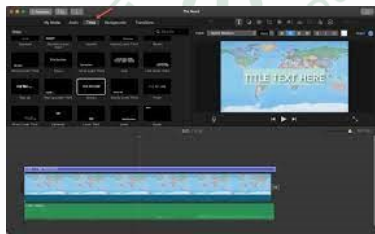
Lesson 6: Video evaluation

### My Composite Knowledge:

To know how video is captured, edited and can be manipulated. I will learn how to take an idea from conception to completion.

### My Powerful Knowledge:

In this unit, the class will learn what video is and where it fits into the modern world of online publishing of content and sharing of information. They will also learn how to do this safely.



What is a visual media format?

What are the features of a well-made video?

How can I change the camera angle and what effect does this have?

How do you edit a video and its audio?

