


Sculpture

Construction

Prior Knowledge

Year 1: Use a range of materials creatively to design and make products. Use sculpture to develop and share their ideas, experiences and imagination.

Develop a wide range of art and design techniques in using shape, form and space about the work of a range of artists, craft makers and designers, describing the differences and similarities between different practices and disciplines, and making links to their own work.



My Component Knowledge:

Lesson 1: I can consolidate my understanding of key vocabulary.

Lesson 2: I can identify the materials used to make a sculpture.

Lesson 3: I can explore the work of Eva Rothschild.

Lesson 4: I can design a sculpture in the style of Eva Rothschild.

Lesson 5: I can follow my plan and construct a geometric sculpture.

My Composite Knowledge:

I can understand and explain what a sculpture is.

My Powerful Knowledge:


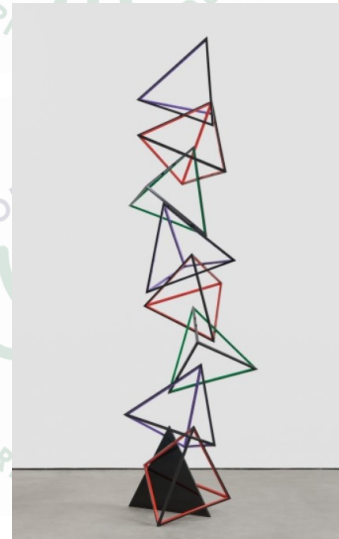
I can explore work from a range of sculptures and consider how they have been constructed. I can apply my knowledge to successfully design and make a sculpture in the style of a focus artist.

Key Vocabulary

Tier 1: Shape, object, make

Tier 2: base, sculpture, attach, experiment, geometric

Tier 3: assemble, totem



Which materials can be used to make a sculpture?



What is a sculpture?

Can you name an artist that builds sculptures?